



## Fonts 2023

In order to ensure all of our customers can access the fonts used in our spec ads, METRO will exclusively use open source Google Fonts beginning with our February 2023 content. All of these fonts can be downloaded for free directly from [fonts.google.com](https://fonts.google.com).

Additionally, we will prioritize fonts which are also available in the Adobe Creative Cloud. If you are an InDesign CC user, you should have seamless access to these fonts.

If you don't have a font used in a spec ad and need to download it, find the name of the missing font on the list below and click the name. You will be sent directly to Google Fonts to download the font. Attached are instructions detailing how to install the font on your computer if needed.

We recommend taking the time to download the entire list of "Prioritized Google Fonts 2023" if you are not an InDesign CC user, so you have the main set of fonts ready to use with our spec ads. You can also download each font as needed for the template you are using.

---

## Contents

- Prioritized Google Fonts (also available in Adobe CC) 2023 list
- Additional Decorative Google Fonts 2023 list
- Font Installation

# Prioritized Google Fonts (also available in Adobe CC) 2023

Click on the font name to download the font from [fonts.google.com](https://fonts.google.com).

## Display Fonts:

Bebas Neue  
Cabin Sketch  
Germania One  
Luckiest Guy  
Megrim  
Seaweed Script  
Sirin Stencil  
Yusei Magic  
ZCOOL KuaiLe  
ZCOOL QingKe HuangYou  
ZCOOL XiaoWei

## Handwriting:

Alex Brush  
Allura  
Amatic  
Chilanka  
Gloria Hallelujah  
Great Vibes  
Indie Flower  
Kaushan Script  
Lobster  
Long Cang  
Ma Shan Zheng  
Pacifico  
Permanant Marker  
Rock Salt  
Sarina  
Satisfy  
Shadows Into Light  
Yellowtail

## Sans Serif:

Alegreya Sans  
Alegreya Sans SC  
Amaranth  
Anton  
Archivo Black  
Arimo  
ASAP  
Black Han Sans  
Cairo  
Cantarell  
Fira Sans  
Fira Sans Condensed  
Heebo  
Hind  
Hind Siliguri  
Josefin Sans  
Kanit  
Khula  
Montserrat  
Montserrat Alternates  
Noto Sans  
Noto Sans Display  
Nunito  
Open Sans  
Oswald  
Philosopher  
Poiret One  
Poppins  
Quicksand  
Rajdhani  
Roboto  
Roboto Condensed  
Roboto Mono  
Rubik  
Source Sans Pro  
Teko  
Titillium Web  
Ubuntu Condensed  
Ubuntu Mono  
Work Sans  
Yantramanav  
Zen Kaku Gothic Antique  
Zen Kaku Gothic New  
Zen Kurenaido  
Zen Maru Gothic

## Serif:

Alegreya  
Alegreya SC  
Amiri  
Arvo  
Bitter  
Cardo  
Cormorant Garamond  
EB Garamond  
Goudy Bookletter 1911  
Graduate  
IM Fell Double Pica  
IM Fell Double Pica SC  
IM Fell English  
IM Fell English SC  
IM Fell French Canon  
IM Fell French Canon SC  
IM Fell Great Primer  
IM Fell Great Primer SC  
Josefin Slab  
Kadwa  
Merriweather  
Noto Serif  
Old Standard TT  
Playfair Display  
Roboto Slab  
Rosario  
Slabo 13px  
Slabo 27px  
Space Mono  
Stint Ultra Expanded  
Tinos  
Ultra  
Zen Antique  
Zen Antique Soft  
Zen Old Mincho

# Additional Decorative Google Fonts 2023

Click on the font name to download the font from [fonts.google.com](https://fonts.google.com).

## Display Fonts:


Alfa Slab One  
Anybody  
Arima Madurai  
Bangers  
Bevan  
Bodoni Moda  
Comfortaa  
Contrail One  
Fredoka One  
Lilita One  
McLaren  
Passion One  
Squada One

## Handwriting:

Birthstone  
Cookie  
Crafty Girls  
Dancing Script  
Engagement  
Handlee  
Leckerli One  
Mr Dafoe  
Mrs Saint Delafield  
Ms Madi  
Oleo Script  
Parisiennes  
Pinyon Script  
Playball  
Praise  
Rouge Script  
Sedgwick Ave  
Style Script  
Water Brush  
Yesteryear

## Font Installation

### 1. Install the fonts (see below)

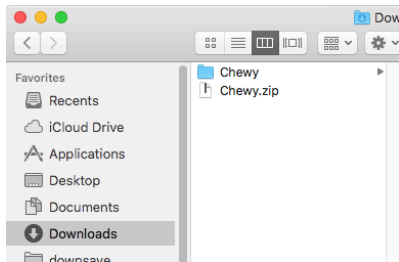
2. Click the "Download family" button  near the top right corner of each font's web page.
3. Browsers vary, but allow the browser to save the font files, for example "Chewy.zip", to your Downloads folder.
4. Locate and unpack the saved font file in your Downloads folder:

#### 4.1.Mac Users:

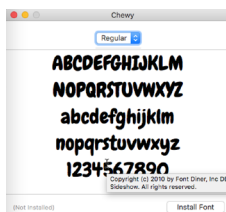
- 4.1.1.Click the Finder icon at the far left end of the Dock at the bottom of your screen:



- 4.1.2.In the left sidebar of the Finder window, click on the "Downloads" folder. If you see only a zip file named after your font ("Chewy.zip" in this example), double-click to unpack it. If you already see a blue folder with the same name, your browser already handled this for you:



- 4.1.3.Within the blue folder, double-click click on each file that you want to install. If you are using a 3rd party font manager, please check for instructions or speak with your I.T. person. Otherwise, click the "Install font" button in the lower right corner of the window that appears:



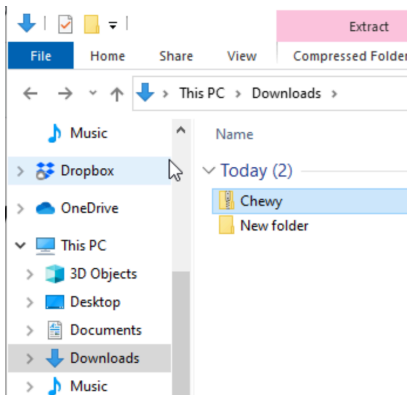
- 4.1.4.Remember to repeat the steps above for each font family in the spec ad, and for each style (Regular, Bold, Italic, etc.) within the typeface.

#### 4.2.Windows PC Users:

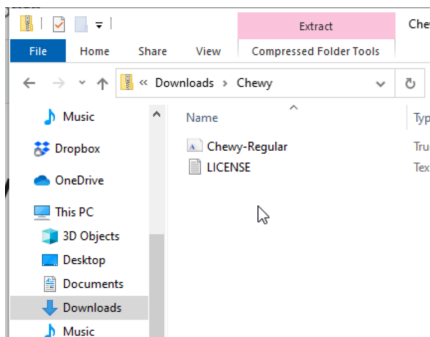
- 4.2.1.Click the Windows Explorer icon in the Taskbar at the bottom of your screen:



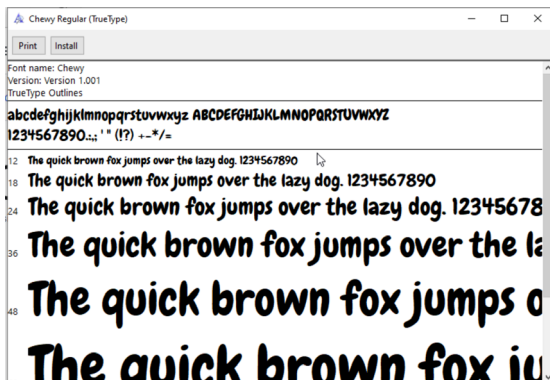
4.2.2. In the left sidebar of Window Explorer, click on the "Downloads" folder. Locate the file named after your font ("Chewy" in this example):



4.2.3. Double-click on the file to view the contents inside:



4.2.4. Within the archive, double-click on each file that you want to install. If you are using a 3rd party font manager, please check for instructions or speak with your I.T. person. Otherwise, click the "Install" button near the upper left corner of the window that appears:



4.2.5. Remember to repeat the steps above for each font family in this spec ad, and for each style (Regular, Bold, Italic, etc.) within the typeface.